








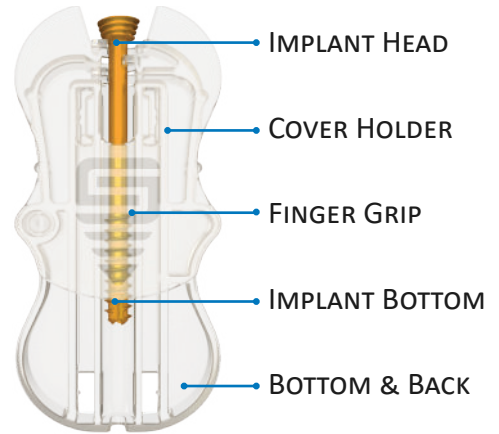
SMART HOLDER
• 100% NO TOUCH

SMART HOLDER 100% NO TOUCH




Grab it. Slide down. Hold safe.

-  **PROTECTIVE:** Prevent pin holes of the single or double pouches.
-  **NOTOUCH feature:** Surgeons / Scrubs nurses can remove directly the implant from the holder without touching it, to reduce contamination.
-  **ADJUSTABLE:** SoEasy® is able to receive several types of implants (Dental, Trauma, Extremities...).
-  **360° VISION:** Thanks to the raw material used, SoEasy® is a 100% crystal clear holder.
-  **INSTRUMENT:** The implant can be put upside down; SoEasy® can then be used to place the implant.
-  **SMART:** Intuitive implant releasing with one hand. Suitable for right/left handed use.
-  **CUSTOMIZABLE:** Can be packaged in pouches and SoBliss®.



SoEasy® Packaging

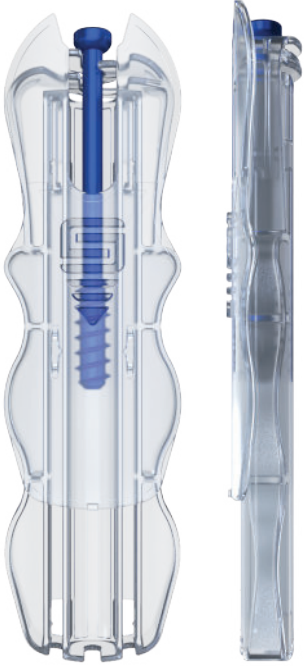
Sterile double pouches or sterile SoBliss®



CHECK OUT
OUR VIDEO

2 SIZES

Size L+



Screw size L+


Dmax: 8.5
Dmin: 4.5
Lmax: 110
Lmin: 10

Size M



Screw size M

Dmax: 4.2
Dmin: 1.6
Lmax: 60
Lmin: 10



User Guide

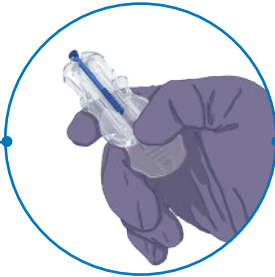
On sterile field

STEP 1 GRAB IT



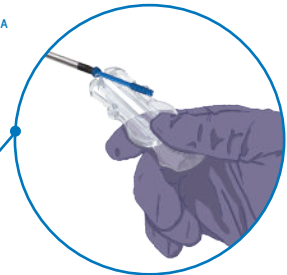
SoEasy® can be manipulated with one hand: left or right without any difference.

STEP 2 SLIDE IT



The cover holder slides in its bottom position to visualize the implant, and prepare the release of this implant.

STEP 3 ^{option A} TILT IT



Remove the implant by tilting it with your instrument.

STEP 3 ^{option B} COMPRESS IT



Compress the 2 jaws to release axially the implant.

CUSTOMIZABLE HOLDERS


SoTab®

Keep the grasp on your implant

SoTab® has been designed to maintain a wide range of implants in our SoBliss® packaging. The flexibility and smart design keep the implant from having any contact with the packaging wall. SoTab® also stabilizes the implant and ease the withdrawal from the inner packaging.



ADAPTABLE HOLDER FOR
SOBLISS PACKAGING




Clamshell

To embrace your Medical Devices

Custom PETG clamshells are an option to always fit to your devices whatever their shape is. Starting from the CAD files of your implants, we design and manufacture in clean rooms the suitable clamshell for 100% of your needs.

CLAMSHELL

CUSTOMIZED HOLDER



Custom Procedure Tray

Made-to-measure: our standard

Our team is at your service to create Custom Procedure Trays in double pouches or with a Tyvek® lid.

Whether your need is to launch a small or large scale production, our expertise results in manufacturing cost-efficient tools for high quality blisters or Custom Procedure Trays. We comply with the ISO 13 485, NF EN ISO 11607 and NF EN 868 packaging standards for sterile medical devices.

In a short leadtime, custom packaging solutions can be developed. Concepts can be validated thanks to fast prototyping samples.



www.selenium-medical.com | contact@selenium-medical.com
Selenium Medical: 40 rue Chef de Baie, 17000 La Rochelle FRANCE | Tel: +33 (0)5 46 44 40 82
Selenium America: 6201 Fairview Road, Suite 200, 28210, Charlotte NC USA | Tel: +1 980 215 8506

